

## Parking

Richmond Bridge Club (RBC) has a small allocation of spaces in the Bowls Club car park which may be used for most of our sessions. Parking is also available on surrounding streets.

Whether you are parking in the Bowls Club car park or on the street, you **must** display the correct parking voucher. Vouchers may be purchased in the clubhouse at a subsidised rate.

### Parking in the Bowls Club Car Park

Parking in the Bowls Club car park is available when playing on: Monday & Thursday afternoon, and on Tuesday, Wednesday & Friday morning and afternoon. At all other times, you must park on the surrounding streets.

RBC's allocation is shown in blue on the map below – please park in these spaces **only**. If these spaces are not available, you **must** park on the surrounding streets.

### Process

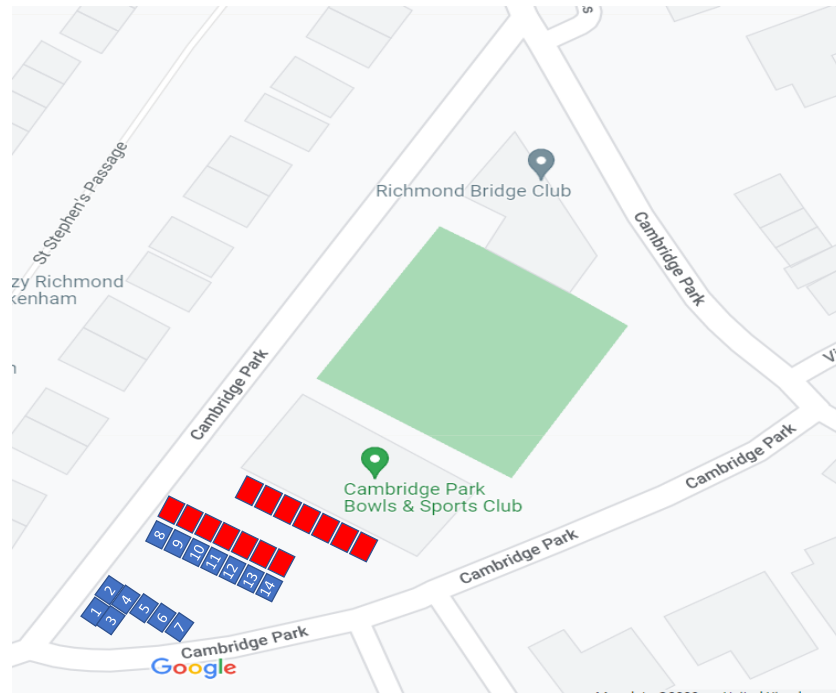
You may pay in advance for parking in the car park - if you have done this, simply park in the car park, remembering to display your voucher.

When paying on the day to park in the car park, please:

- first park on the surrounding streets, turning on your hazard lights
- come into the club and pay for your parking voucher
- move your car to the car park, remembering to display your parking voucher

After playing, you **must** leave the car park by the expiry time on your voucher - 1pm if you have played in the morning session, 5pm if you played in the afternoon session.

**Please note – should you fail to display a valid parking voucher, or park in the car park outside the times outlined above, the Bowls Club may issue a parking fine which will be passed on to you.**



### **Parking on the surrounding streets**

When parking is **NOT** available in the Bowls Club car park you may park on the surrounding streets. Currently, parking on the street in the evening, on weekends and bank holidays is free. Please do check road parking signs to ensure this is the case and that you park in spaces allowing more than 2 hours stay.




### Process

You may pay in advance for parking on the surrounding streets. If you have done this, simply park, remembering to display your parking voucher.

When paying on the day, please:

- first park on the street, turning on your hazard lights (please check road parking signs to ensure you park in spaces allowing more than 2 hours stay)
- come into the club and pay for your parking voucher
- complete your parking voucher exactly as per the instructions on the voucher – currently, you must:
  - write the Zone you are parking in (currently Zone F for the streets surrounding the Club – please check car parking signs), and your registration, and
  - scratch off the day, month, and period for which you are parking
- display your parking voucher in your car.

**Please note – should you fail to display a valid parking voucher, or not complete your voucher exactly as per the voucher instructions, the Council may issue you a parking fine.**

-  ALWAYS TRY TO PARK HERE FIRST
-  SECOND BEST CHOICE
-  ALWAYS AVOID IF AT ALL POSSIBLE

